



### District Report Card: 2017


|                         |                              |
|-------------------------|------------------------------|
| <b>State:</b> Telangana | <b>District:</b> Mahabubabad |
| <b>Class:</b> 5         | <b>Subject:</b> Language     |
| <b>Schools:</b> 58      | <b>Students:</b> 983         |


### Participation/Coverage


#### Students

| <b>GENDER</b><br> | Boys   |       | Girls  |       |
|--|--------|-------|--------|-------|
|  | Number | %     | Number | %     |
|  | 442    | 44.96 | 541    | 55.04 |

| <b>AREA</b><br> | Rural  |       | Urban  |      |
|---|--------|-------|--------|------|
|   | Number | %     | Number | %    |
|   | 919    | 93.49 | 64     | 6.51 |

| <b>CATEGORY</b><br> | SC     |       | ST     |       | OBC    |       | GEN    |      |
|--|--------|-------|--------|-------|--------|-------|--------|------|
|  | Number | %     | Number | %     | Number | %     | Number | %    |
|  | 283    | 28.79 | 386    | 39.27 | 296    | 30.11 | 18     | 1.83 |

| <b>CWSN</b><br> | LD | VI | HI | S&LD | ID | Oth |
|--|----|----|----|------|----|-----|
|  | 0  | 2  | 0  | 3    | 5  | 1   |

| <b>Management</b><br> | Government |        | Government-aided |      |
|--|------------|--------|------------------|------|
|  | Number     | %      | Number           | %    |
|  | 983        | 100.00 | 0                | 0.00 |

### Average Performance of Students in Language (%)

| Overall | Gender |        | Area  |       | Management |       | Social Group |       |       |       |
|---------|--------|--------|-------|-------|------------|-------|--------------|-------|-------|-------|
|         | Male   | Female | Rural | Urban | Govt.      | Aided | SC           | ST    | OBC   | GEN   |
| 51.70   | 52.99  | 50.65  | 52.54 | 39.58 | 51.70      | 0.00  | 50.04        | 49.15 | 56.67 | 50.74 |

## Performance on Learning Outcomes (LOs)

| Learning Outcomes | Description  | Average Performance(%) |
|-------------------|--|------------------------|
| L504              | Reads and comprehends independently storybooks, news items/ headlines, advertisements etc. | 50.25                  |
| L508              | Reads text with comprehension, locates details and sequence of events                      | 52.42                  |

| Range of Performance of Students who Answered Correctly |       |           |       |           |       |           |       |
|---|-------|-----------|-------|-----------|-------|-----------|-------|
| Below 30%   |       | 30% - 50% |       | 50% - 75% |       | Above 75% |       |
| Number  | %     | Number    | %     | Number    | %     | Number    | %     |
| 188   | 19.13 | 314       | 31.94 | 310       | 31.54 | 171       | 17.40 |

## Lowest Performing Learning Outcomes (LOs)

- 1 - Reads and comprehends independently storybooks, news items/ headlines, advertisements etc. (50.25)
- 2 - Reads text with comprehension, locates details and sequence of events (52.42)